




## KM 120/250 R Bp Pack Classic

With batteries as standard: the battery-powered KM 120/250 R Bp Pack Classic industrial sweeper excels with high area performance for emission-free applications in noise-sensitive areas.



### 1 Robust design of the machine for safe work

- Permits applications in extreme external conditions.
- Leads to longer service life of components and machine.



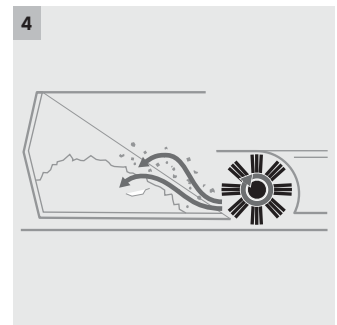
### 2 Large-area pocket filter with vibration motor

- The large filter area guarantees dust-free work.
- Effective filter cleaning by means of vibrating motor.



### 3 Simple operation, maintenance and servicing

- Simple technology with tried-and-tested components.
- Easy access to engine compartment permits fast, simple servicing and maintenance.



### 4 Dustpan principle

- Guarantees good cleaning results also with fine waste.
- Effortless pick-up of coarse waste.



## KM 120/250 R Bp Pack Classic

- Robust steel chassis for tough industrial applications
- Simple brush roller replacement without tools
- Large pocket filter for dust-free work in dusty environments

### Technical data

<b>Order Number</b>	1.186-003.0	
<b>EAN code</b>	4054278328065	
<b>Drive</b>	DC motor	
<b>Drive - power</b>	<b>V / kW</b>	36 / 5
<b>Max. Area Performance</b>	<b>m<sup>2</sup>/h</b>	7200
<b>Working width</b>	<b>mm</b>	900
<b>Working width with 1 side brush</b>	<b>mm</b>	1200
<b>Working width with 2 side brushes</b>	<b>mm</b>	1500
<b>Waste Container</b>	<b>l</b>	250
<b>Hill climbing ability</b>	<b>%</b>	14
<b>Operating speed</b>	<b>km/h</b>	6
<b>Filter area</b>	<b>m<sup>2</sup></b>	6
<b>Weight</b>	<b>kg</b>	1200
<b>Dimensions (L x W x H)</b>	<b>mm</b>	2082 × 1250 × 1450

### Equipment

pocket filter	■	Vacuum	■
Manual filter cleaning system	■	Hydraulic container lift	■
Traction drive	electric	Outdoor applications	■
Adjustable roller brush	■	Indoor applications	■
Floating main roller brush	■	State-of-charge indicator	■
Power steering	■	Operating hour meter	■
Adjustable suction power	■	Sweep function (can be switched off)	■
Battery and charger included	■	Wheels, solid rubber	■
Dustpan principle	■	Side brush swings out automatically	■
Travel drive - forward	■		
Travel drive, reverse	■		

■ Included in delivery.

# KM 120/250 R BP PACK CLASSIC

## 1.186-003.0



1




2

		Order Number	Installation ex-works	Battery voltage	Battery capacity	Battery type	Price	Description	
<b>Traction batteries</b>									
Battery	1	6.654-282.0		36 V	360 Ah	low maintenance		With central filling system. Up to 2.5 hours runtime without charging.	■
<b>Chargers</b>									
Charger	2	6.654-283.0		36 V		separate		For charging battery 6.654-282.0.	■

■ Included in delivery. □ Available accessories.

# KM 120/250 R BP PACK CLASSIC

## 1.186-003.0



MISSING PICTURE:  
M:\print\6988800\_  
std\_1\_87453\_acc.  
tif

3

		Order Number	Installation ex works	Length / width	Diame- ter	Price	Description	
<b>pocket filter</b>								
Pocket filter white KM 120/250 R	1	6.988-804.0					Pocket filter with very large filter area for particularly dusty applications. Ideal for very fine dusts and large quantities of dirt.	■
Pocket filter green KM 120/250 R	2	6.988-805.0					Water-resistant pocket filter with very large filter area. Ideal for dusty applications and absorbing large quantities of fine dust.	□
<b>Standard main roller brushes</b>								
Standard roller brush	3	6.988-800.0		900 mm	280 mm		Water-resistant universal bristles, extremely durable, suitable for all surfaces.	■
<b>Main roller brush - Soft/natural</b>								
Reversing rolling mill soft KM 120/250 R	4	6.988-801.0		900 mm	280 mm		Specially designed with natural bristles for sweeping fine dust on smooth floors indoors.	□

■ Included in delivery. □ Available accessories.

# KM 120/250 R BP PACK CLASSIC

## 1.186-003.0



		Order Number	Installation ex works	Length / width	Diame-ter	Price	Description	
<b>Standard side brushes</b>								
Standard side brush	1	6.987-083.0			550 mm		Water-resistant universal bristles, durable, suitable for all surfaces.	■
<b>Side brush, soft</b>								
Side brush, soft	2	6.905-620.0			550 mm		Sweeps fine dust on all surfaces, moisture-proof, for indoors and outdoors	□

■ Included in delivery. □ Available accessories.

# KM 120/250 R BP PACK CLASSIC

## 1.186-003.0



		Order Number	Installation ex works				Price	Description	
<b>Lighting</b>									
Working lights	1	2.852-082.0	2.852-082.7					For increased visibility, e.g. in underground garages or warehouses.	<input type="checkbox"/>
<b>Side brushes, left</b>									
Side broom left KM 120/250	2	2.852-518.7							<input type="checkbox"/>
	3	2.852-518.0	2.852-518.7					Complete, including standard side brushes for increased area performance.	<input type="checkbox"/>
<b>Weatherproof cab</b>									
Canopy	4	2.851-267.7	2.851-267.7					The protective roof complies with VDE standard IEC 60335-2-72.	<input type="checkbox"/>

■ Included in delivery. □ Available accessories.

# KM 120/250 R BP PACK CLASSIC

## 1.186-003.0



		Order Number	Installation ex works				Price	Description	
<b>Tyres, puncture-proof</b>									
Wheel set solid rubber KM 120/250 R Bp C	1	4.515-112.0	4.515-112.7					Recommended for sweeping metal shavings, glass shards, etc. Avoids tyre tracks on light surfaces.	<input type="checkbox"/>
Wheel solid rubber non-chalking	2	4.515-112.7							<input type="checkbox"/>

■ Included in delivery. □ Available accessories.